







Think you got a leak?

On average, a household can lose 10,000 gallons of water to leaks each year. Fix your leaks, save water and reduce your water bill.



Here's how:

Shut off all the water in your home, and then follow these tips to help you identify a leak.

-  If your water meter is moving when no water is on, it's indicative of a leak or malfunction.
-  Shut off one toilet at a time at the wall. In between each shutoff, check your water meter for movement. If the meter is not moving, that's your culprit.
-  Shut off the anti-siphon valve to your sprinkler system. Check your water meter. If it stopped moving, the sprinkler system has a leak.
-  Use the bypass lever on your water softener so water can bypass the softener. Check your water meter. No movement? The leak is to your softener.
-  Shut off the water to your home using your shutoff valve. Test a faucet to make sure it is off. Check the meter. If it is moving, the leak is between the shutoff valve and the meter.

If you are not able to find the leak, you may need to call a professional plumber to locate and fix the leak(s).



For more details and information visit
www.snwa.com
or
epa.gov/watersense