



City of Boulder City
Community Development Department
Building and Safety Division

401 California Avenue
 Boulder City, NV 89005-2600
 702.293.9282 (Office) 702.293.9392 (Fax)
<http://www.bcnv.org/164/Permit-Inspection-Reports>

Permit and Inspection Report
January 2019

Permits		
Type	Number Issued	Valuation
Residential <i>Total</i>	3	\$37,744
SFR (New)	0	\$0
SFR Remodel (Addition / Alteration)*	3	\$37,744
Multi-Family Residence (Townhouse / Condo) (New)	0	\$0
Master Plan Review Only (No Construction of Residence)	0	\$0
Commercial <i>Total</i>	1	\$71,644
Commercial Building (New)	0	\$0
Commercial Remodel (Addition / Alteration)**	1	\$71,644
Various <i>Total</i>	33	\$436,749
Accessory Building	2	\$42,293
City Building / Facility (No Charge Permit for City Project)	1	\$34,000
Demolition	0	\$0
Electrical (including temp power) (512 Nevada Way - Iss. 09/19/2018; Pd. 02/07/2019)	3	\$37,300
Fence / Wall (Retaining; Wrought Iron; Chain-Link; Wood; Vinyl)***	5	\$62,951
Grading (Residential - 5,575 CY)	1	\$5,575
Mechanical	9	\$137,317
Miscellaneous	0	\$0
Mobile Home (Conversion to SFR)	0	\$0
Online (HVAC - 1; Water Heater - 1)	2	\$3,000
Patio Cover / Carport	2	\$26,490
Plumbing	3	\$3,400
Renewable Energy System (Residential PV)	1	\$20,628
Re-Roof	2	\$22,800
Service Change	0	\$0
Sign (1617 Boulder City Parkway - Iss. 12/26/2018; Pd. 01/07/2019)	1	\$6,000
Swimming Pool / Spa	1	\$34,995
Overall Total	37	\$546,137

Inspections	
Type	Total
Building (All-Inclusive)	493
Solar (Commercial Grid Only)	1,055
Overall Total	1,548

Notes:

- * 1626 Broadmoor Circle - Iss. 08/24/2018; Pd. 01/24/2019
- ** 2100 Yucca Street - Iss. 12/24/2018; Pd. 01/08/2019
- *** 305 Yuma Court - Iss. 12/27/2018; Pd. 01/02/2019 / 426 Birch Street - Iss. 12/27/2018; Pd. 01/09/2019



City of Boulder City
Community Development Department
Building and Safety Division
 401 California Avenue
 Boulder City, NV 89005-2600
 702.293.9282 (Office) 702.293.9392 (Fax)
<http://www.bcnv.org/164/Permit-Inspection-Reports>

Permit and Inspection Report

Count Comparisons and Percentage Changes

Permits			
Type	This Month (Jan 2019)	Last Month (Dec 2018)	This Month Last Year (Jan 2018)
Residential <i>Total</i>	3	4	3
SFR (New)	0	0	0
SFR Remodel (Addition / Alteration)	3	4	3
Multi-Family Residence (Townhouse / Condo) (New)	0	0	0
Master Plan Review Only (No Construction of Residence)	0	0	0
Commercial <i>Total</i>	1	0	3
Commercial Building (New)	0	0	1
Commercial Remodel (Addition / Alteration)	1	0	2
Various <i>Total</i>	33	37	38
Accessory Building	2	0	1
City Building / Facility (No Charge Permit for City Project)	1	10	8
Demolition	0	0	0
Electrical (including temp power)	3	1	3
Fence / Wall (Retaining; Wrought Iron; Chain-Link; Wood; Vinyl)	5	1	3
Grading	1	0	0
Mechanical	9	8	9
Miscellaneous	0	0	0
Mobile Home (Conversion to SFR)	0	0	0
Online	2	not prev. reported	not prev. reported
Patio Cover / Carport	2	1	2
Plumbing	3	8	9
Renewable Energy System (Residential PV)	1	5	0
Re-Roof	2	0	1
Service Change	0	0	0
Sign	1	2	0
Swimming Pool / Spa	1	1	2
Overall Total	37	41	44
<i>Percent Change - This Month from Last Month</i>		-9.76%	
<i>Percent Change - This Month This Year from This Month Last Year</i>		-15.91%	
Inspections			
Type	This Month (Jan 2019)	Last Month (Dec 2018)	This Month Last Year (Jan 2018)
Building (All-Inclusive)	493	675	286
Solar (Commercial Grid Only)	1,055	692	0
Overall Total	1,548	1,367	286
<i>Percent Change - This Month from Last Month</i>		13.24%	
<i>Percent Change - This Month This Year from This Month Last Year</i>		441.26%	



City of Boulder City
Community Development Department
Building and Safety Division
 401 California Avenue
 Boulder City, NV 89005-2600
 702.293.9282 (Office) 702.293.9392 (Fax)
<http://www.bcnv.org/164/Permit-Inspection-Reports>


Permit and Inspection Report

February 2019

Permits		
Type	Number Issued	Valuation
Residential <i>Total</i>	5	\$571,594
SFR (New)*	1	\$448,149
SFR Remodel (Addition / Alteration)**	4	\$123,445
Multi-Family Residence (Townhouse / Condo) (New)	0	\$0
Master Plan Review Only (No Construction of Residence)	0	\$0
Commercial <i>Total</i>	1	\$960,000
Commercial Building (New)	0	\$0
Commercial Remodel (Addition / Alteration)	1	\$960,000
Various <i>Total</i>	31	\$243,784
Accessory Building	0	\$0
City Building / Facility (No Charge Permit for City Project)	1	\$56,500
Demolition	0	\$0
Electrical	1	\$2,000
Fence / Wall (Retaining; Wrought Iron; Chain-Link; Wood; Vinyl)	0	\$0
Grading	0	0
Mechanical	10	\$67,809
Miscellaneous	0	\$0
Mobile Home (Conversion to SFR)	0	\$0
Online (HVAC - 5***; Water Heater - 1)	6	\$21,225
Patio Cover / Carport	2	\$8,000
Plumbing ****	9	\$18,250
Renewable Energy System (Residential PV)	2	\$70,000
Re-Roof	0	\$0
Service Change	0	\$0
Sign	0	\$0
Swimming Pool / Spa	0	\$0
Overall Total	37	\$1,775,378

Inspections	
Type	Total
Building (All-Inclusive)	239
Solar (Commercial Grid Only)	1,365
Overall Total	1,604

Notes:
 * 1402 Cherokee Court (Iss. 01/30/2019; Pd. 02/04/2019)
 ** 512 Avenue I (Iss. 12/06/2018; Pd. 02/11/2019); 1401 Pueblo Drive (Iss. 10/30/2018; Pd. 02/19/2019)
 *** 1519 Becky Lane (Iss. 01/31/2019; Pd. 02/01/2019)
 **** 1413 Esther Drive - Iss. 01/30/2019; Pd. 02/11/2019



Permit and Inspection Report

Count Comparisons and Percentage Changes

Permits					
Type	This Month (Feb 2019)	Last Month (Jan 2019)	This Month Last Year (Feb 2018)	Year to Date (2019)	Last Year to Date (2018)
Residential <i>Total</i>	5	3	5	8	8
SFR (New)	1	0	2	1	2
SFR Remodel (Addition / Alteration)	4	3	3	7	6
Multi-Family Residence (Townhouse / Condo) (New)	0	0	0	0	0
Master Plan Review Only (No Construction of Residence)	0	0	0	0	0
Commercial <i>Total</i>	1	1	3	2	6
Commercial Building (New)	0	0	2	0	3
Commercial Remodel (Addition / Alteration)	1	1	1	2	3
Various <i>Total</i>	31	33	34	64	72
Accessory Building	0	2	2	2	3
City Building / Facility (No Charge Permit for City Project)	1	1	0	2	8
Demolition	0	0	0	0	0
Electrical (including temp power)	1	3	4	4	7
Fence / Wall (Retaining; Wrought Iron; Chain-Link; Wood; Vinyl)	0	5	3	5	6
Grading	0	1	1	1	1
Mechanical	10	9	14	19	23
Miscellaneous	0	0	3	0	4
Mobile Home (Conversion to SFR)	0	0	0	0	0
Online	6	2	not prev. reported	8	not prev. reported
Patio Cover / Carport	2	2	2	4	4
Plumbing	9	3	4	12	13
Renewable Energy System (Residential PV)	2	1	not prev. reported	3	not prev. reported
Re-Roof	0	2	not prev. reported	2	not prev. reported
Service Change	0	0	not prev. reported	0	not prev. reported
Sign	0	1	0	1	0
Swimming Pool / Spa	0	1	1	1	3
Overall Total	37	37	42	74	86

Percent Change - This Month from Last Month **0.00%**

Percent Change - This Month This Year from This Month Last Year **-11.90%**

Percent Change - This Year to Date from Last Year to Date **-13.95%**

Inspections					
Type	This Month (Feb 2019)	Last Month (Jan 2019)	This Month Last Year (Feb 2018)	Year to Date (2019)	Last Year to Date (2018)
Building (All-Inclusive)	239	493	202	732	488
Solar (Commercial Grid Only)	1,365	1,055	0	2,420	0
Overall Total	1,604	1,548	202	3,152	488

Percent Change - This Month from Last Month **3.62%**

Percent Change - This Month This Year from This Month Last Year **694.06%**

Percent Change - This Year to Date from Last Year to Date **545.90%**



City of Boulder City
Community Development Department
Building and Safety Division
 401 California Avenue
 Boulder City, NV 89005-2600
 702.293.9282 (Office) 702.293.9392 (Fax)
<http://www.bcnv.org/164/Permit-Inspection-Reports>

Permit and Inspection Report

March 2019

Permits		
Type	Number Issued	Valuation
Residential	Total	8
SFR (New)*	1	\$212,242
SFR Remodel (Addition / Alteration)	7	\$287,597
Multi-Family Residence (Townhouse / Condo) (New)	0	\$0
Master Plan Review Only (No Construction of Residence)	0	\$0
Commercial	Total	1
Commercial Building (New)	0	\$0
Commercial Remodel (Addition / Alteration)	1	\$75,000
Various	Total	32
Accessory Building	1	\$15,000
City Building / Facility (No Charge Permit for City Project)	0	\$0
Demolition	0	\$0
Electrical (including temp power)	1	\$5,100
Fence / Wall (Retaining; Wrought Iron; Chain-Link; Wood; Vinyl)**	3	\$135,630
Grading	0	0
Mechanical	3	\$26,880
Miscellaneous	0	\$0
Mobile Home (Conversion to SFR)	0	\$0
Online (HVAC - 3)	3	\$17,386
Patio Cover / Carport	5	\$25,242
Plumbing	9	\$18,550
Renewable Energy System	0	\$0
Re-Roof	0	\$0
Service Change	3	\$29,500
Sign	0	\$0
Swimming Pool / Spa	4	\$191,966
Overall Total		41
		\$1,040,093

Inspections	
Type	Total
Building (All-Inclusive)	195
Solar (Commercial Grid Only)	1,830
Overall Total	
2,025	

Notes:
 * 845 Reese Place (Iss. 02/28/2019; Pd. 03/04/2019)
 ** 850 Avenue B (Iss. 02/13/2019; Pd. 03/28/2019)



Permit and Inspection Report

Count Comparisons and Percentage Changes

Permits					
Type	This Month (Mar 2019)	Last Month (Feb 2019)	This Month Last Year (Mar 2018)	Year to Date (2019)	Last Year to Date (2018)
Residential <i>Total</i>	8	5	20	16	28
SFR (New)	1	1	12	2	14
SFR Remodel (Addition / Alteration)	7	4	8	14	14
Multi-Family Residence (Townhouse / Condo) (New)	0	0	0	0	0
Master Plan Review Only (No Construction of Residence)	0	0	0	0	0
Commercial <i>Total</i>	1	1	3	3	9
Commercial Building (New)	0	0	0	0	3
Commercial Remodel (Addition / Alteration)	1	1	3	3	6
Various <i>Total</i>	32	31	76	96	148
Accessory Building	1	0	3	3	6
City Building / Facility (No Charge Permit for City Project)	0	1	31	2	39
Demolition	0	0	0	0	0
Electrical (including temp power)	1	1	9	5	16
Fence / Wall (Retaining; Wrought Iron; Chain-Link; Wood; Vinyl)	3	0	4	8	10
Grading	0	0	0	1	1
Mechanical	3	10	8	22	31
Miscellaneous	0	0	0	0	4
Mobile Home (Conversion to SFR)	0	0	0	0	0
Online	3	6	not prev. reported	11	not prev. reported
Patio Cover / Carport	5	2	2	9	6
Plumbing	9	9	17	21	30
Renewable Energy System (Residential PV)	0	2	not prev. reported	3	not prev. reported
Re-Roof	0	0	not prev. reported	2	not prev. reported
Service Change	3	0	not prev. reported	3	not prev. reported
Sign	0	0	1	1	1
Swimming Pool / Spa	4	0	1	5	4
Overall Total	41	37	99	115	185

Percent Change - This Month from Last Month **10.81%**

Percent Change - This Month This Year from This Month Last Year **-58.59%**

Percent Change - This Year to Date from Last Year to Date **-37.84%**

Inspections					
Type	This Month (Mar 2019)	Last Month (Feb 2019)	This Month Last Year (Mar 2018)	Year to Date (2019)	Last Year to Date (2018)
Building (All-Inclusive)	195	239	487	927	975
Solar (Commercial Grid Only)	1,830	1,365	0	4,250	0
Overall Total	2,025	1,604	487	5,177	975

Percent Change - This Month from Last Month **26.25%**

Percent Change - This Month This Year from This Month Last Year **315.81%**

Percent Change - This Year to Date from Last Year to Date **430.97%**



City of Boulder City
Community Development Department
Building and Safety Division
 401 California Avenue
 Boulder City, NV 89005-2600
 702.293.9282 (Office) 702.293.9392 (Fax)
<http://www.bcnv.org/164/Permit-Inspection-Reports>

Permit and Inspection Report


April 2019

Permits		
Type	Number Issued	Valuation
Residential <i>Total</i>	9	\$1,497,988
SFR (New)	4	\$1,238,450
SFR Remodel (Addition / Alteration)	5	\$259,538
Multi-Family Residence (Townhouse / Condo) (New)	0	\$0
Master Plan Review Only (No Construction of Residence)	0	\$0
Commercial <i>Total</i>	0	\$0
Commercial Building (New)	0	\$0
Commercial Remodel (Addition / Alteration)	0	\$0
Various <i>Total</i>	48	\$362,994
Accessory Building	0	\$0
City Building / Facility (No Charge Permit for City Project)	0	\$0
Demolition	1	\$3,000
Electrical (including temp power)	4	\$59,300
Fence / Wall (Retaining; Wrought Iron; Chain-Link; Wood; Vinyl)	3	\$46,750
Grading	0	0
Mechanical*	8	\$90,562
Miscellaneous	0	\$0
Mobile Home (Conversion to SFR)	0	\$0
Online (HVAC - 1; Water Heater - 7**)	8	\$10,000
Patio Cover / Carport***	4	\$9,900
Plumbing	14	\$44,215
Renewable Energy System (Residential PV)	1	\$62,477
Re-Roof	1	\$25,490
Service Change****	3	\$8,500
Sign*****	1	\$2,800
Swimming Pool / Spa	0	\$0
Overall Total	57	\$1,860,982

Inspections	
Type	Total
Building (All-Inclusive)	295
Solar (Commercial Grid Only)	2,433
Overall Total	2,728

Notes:

- * 1648 Riviera Court (Iss. 03/27/2019; Pd. 04/08/2019)
- ** 705 Kingman Cove (2 permits) (Iss. 03/28/2019; Pd. 04/01/2019)
- *** 803 Lake Hill Drive (Iss. 03/27/2019; Pd. 04/03/2019) and 101 Wyoming Street (Iss. 11/22/2017; Pd. 04/03/2019)
- **** 870 Avenue B (Iss. 03/27/2019; Pd. 04/02/2019); ***** 1632 Boulder City Parkway (Iss. 12/26/2017; Pd. 04/01/2019)



City of Boulder City
Community Development Department
Building and Safety Division

401 California Avenue
 Boulder City, NV 89005-2600
 702.293.9282 (Office) 702.293.9392 (Fax)
<http://www.bcnv.org/164/Permit-Inspection-Reports>

Permit and Inspection Report

Count Comparisons and Percentage Changes

Permits					
Type	This Month (Apr 2019)	Last Month (Mar 2019)	This Month Last Year (Apr 2018)	Year to Date (2019)	Last Year to Date (2018)
Residential <i>Total</i>	9	8	3	25	31
SFR (New)	4	1	0	6	14
SFR Remodel (Addition / Alteration)	5	7	3	19	17
Multi-Family Residence (Townhouse / Condo) (New)	0	0	0	0	0
Master Plan Review Only (No Construction of Residence)	0	0	0	0	0
Commercial <i>Total</i>	0	1	1	3	10
Commercial Building (New)	0	0	0	0	3
Commercial Remodel (Addition / Alteration)	0	1	1	3	7
Various <i>Total</i>	48	32	58	144	206
Accessory Building	0	1	1	3	7
City Building / Facility (No Charge Permit for City Project)	0	0	28	2	67
Demolition	1	0	0	1	0
Electrical (including temp power)	4	1	2	9	18
Fence / Wall (Retaining; Wrought Iron; Chain-Link; Wood; Vinyl)	3	3	1	11	11
Grading	0	0	0	1	1
Mechanical	8	3	18	30	49
Miscellaneous	0	0	2	0	6
Mobile Home (Conversion to SFR)	0	0	0	0	0
Online	8	3	not prev. reported	19	not prev. reported
Patio Cover / Carport	4	5	2	13	8
Plumbing	14	9	4	35	34
Renewable Energy System (Residential PV)	1	0	not prev. reported	4	not prev. reported
Re-Roof	1	0	not prev. reported	3	not prev. reported
Service Change	3	3	not prev. reported	6	not prev. reported
Sign	1	0	0	2	1
Swimming Pool / Spa	0	4	0	5	4
Overall Total	57	41	62	172	247

Percent Change - This Month from Last Month **39.02%**

Percent Change - This Month This Year from This Month Last Year **-8.06%**

Percent Change - This Year to Date from Last Year to Date **-30.36%**

Inspections					
Type	This Month (Apr 2019)	Last Month (Mar 2019)	This Month Last Year (Apr 2018)	Year to Date (2019)	Last Year to Date (2018)
Building (All-Inclusive)	295	195	342	1,222	1,317
Solar (Commercial Grid Only)	2,433	1,830	0	6,683	0
Overall Total	2,728	2,025	342	7,905	1,317

Percent Change - This Month from Last Month **34.72%**

Percent Change - This Month This Year from This Month Last Year **697.66%**

Percent Change - This Year to Date from Last Year to Date **500.23%**



City of Boulder City
Community Development Department
Building and Safety Division

401 California Avenue
 Boulder City, NV 89005-2600
 702.293.9282 (Office) 702.293.9392 (Fax)
<http://www.bcnv.org/164/Permit-Inspection-Reports>

Permit and Inspection Report
May 2019

Permits		
Type	Number Issued	Valuation
Residential <i>Total</i>	11	\$1,150,353
SFR (New)	4	\$1,120,912
SFR Remodel (Addition / Alteration) ²	7	\$29,441
Multi-Family Residence (Townhouse / Condo) (New)	0	\$0
Master Plan Review Only (No Construction of Residence)	0	\$0
Commercial <i>Total</i>	2	\$73,500
Commercial Building (New)	0	\$0
Commercial Remodel (Addition / Alteration)	2	\$73,500
Various <i>Total</i>	41	\$468,808
Accessory Building ¹	2	\$41,000
City Building / Facility (No Charge Permit for City Project)	0	\$0
Demolition	1	\$10,000
Electrical (including temp power) ³	4	\$4,825
Fence / Wall (Retaining; Wrought Iron; Chain-Link; Wood; Vinyl)	0	\$0
Grading (Commercial - 240 CY) ⁴	1	0
Mechanical	12	\$104,584
Miscellaneous	0	\$0
Mobile Home (Conversion to SFR)	0	\$0
Online (HVAC only)	3	\$16,725
Patio Cover / Carport	5	\$34,410
Plumbing ⁵	9	\$7,152
Renewable Energy System (Residential ⁶ - 2 & Commercial PV - 1)	3	\$188,913
Re-Roof	0	\$0
Service Change	0	\$0
Sign	0	\$0
Swimming Pool / Spa	1	\$61,199
Overall Total	54	\$1,692,661

Inspections	
Type	Total
Building (All-Inclusive)	356
Solar (Commercial Grid Only)	1,277
Overall Total	1,633

Notes:

- ¹ 698 Mt Bona Way (Iss. 04/03/2019; Pd. 05/06/2019); ² 111 Topsail Drive (Iss. 04/30/2019; Pd. 05/06/2019)
³ 1301 Dreamcatcher Drive (Iss. 04/30/2019; Pd. 05/01/2019); ⁴ 1304 Wyoming Street (Iss. 03/25/2019; Pd. 05/16/2019)
⁵ 1540 Sunrise Circle (Iss. 04/30/2019; Pd. 05/07/2019); ⁶ 1617 Broadmoor Circle (Iss. 04/04/2019; Pd. 05/08/2019)



Permit and Inspection Report

Count Comparisons and Percentage Changes

Permits					
Type	This Month (May 2019)	Last Month (Apr 2019)	This Month Last Year (May 2018)	Year to Date (2019)	Last Year to Date (2018)
Residential <i>Total</i>	11	9	12	36	43
SFR (New)	4	4	11	10	25
SFR Remodel (Addition / Alteration)	7	5	1	26	18
Multi-Family Residence (Townhouse / Condo) (New)	0	0	0	0	0
Master Plan Review Only (No Construction of Residence)	0	0	0	0	0
Commercial <i>Total</i>	2	0	1	5	11
Commercial Building (New)	0	0	0	0	3
Commercial Remodel (Addition / Alteration)	2	0	1	5	8
Various <i>Total</i>	41	48	179	185	385
Accessory Building	2	0	1	5	8
City Building / Facility (No Charge Permit for City Project)	0	0	140	2	207
Demolition	1	1	0	2	0
Electrical (including temp power)	4	4	4	13	22
Fence / Wall (Retaining; Wrought Iron; Chain-Link; Wood; Vinyl)	0	3	3	11	14
Grading	1	0	0	2	1
Mechanical	12	8	15	42	64
Miscellaneous	0	0	0	0	6
Mobile Home (Conversion to SFR)	0	0	0	0	0
Online	3	8	not prev. reported	22	not prev. reported
Patio Cover / Carport	5	4	4	18	12
Plumbing	9	14	11	44	45
Renewable Energy System (Residential PV)	3	1	not prev. reported	7	not prev. reported
Re-Roof	0	1	not prev. reported	3	not prev. reported
Service Change	0	3	not prev. reported	6	not prev. reported
Sign	0	1	0	2	1
Swimming Pool / Spa	1	0	1	6	5
Overall Total	54	57	192	226	439

Percent Change - This Month from Last Month **-5.26%**

Percent Change - This Month This Year from This Month Last Year **-71.88%**

Percent Change - This Year to Date from Last Year to Date **-48.52%**

Inspections					
Type	This Month (May 2019)	Last Month (Apr 2019)	This Month Last Year (May 2018)	Year to Date (2019)	Last Year to Date (2018)
Building (All-Inclusive)	356	295	561	1,578	1,878
Solar (Commercial Grid Only)	1,277	2,433	0	7,960	0
Overall Total	1,633	2,728	561	9,538	1,878

Percent Change - This Month from Last Month **-40.14%**

Percent Change - This Month This Year from This Month Last Year **191.09%**

Percent Change - This Year to Date from Last Year to Date **407.88%**



City of Boulder City
Community Development Department
Building and Safety Division
 401 California Avenue
 Boulder City, NV 89005-2600
 702.293.9282 (Office) 702.293.9392 (Fax)
<http://www.bcnv.org/164/Permit-Inspection-Reports>

Permit and Inspection Report

June 2019

Permits		
Type	Number Issued	Valuation
Residential <i>Total</i>	0	\$0
SFR (New)	0	\$0
SFR Remodel (Addition / Alteration)	0	\$0
Multi-Family Residence (Townhouse / Condo) (New)	0	\$0
Master Plan Review Only (No Construction of Residence)	0	\$0
Commercial <i>Total</i>	2	\$369,800
Commercial Building (New)	0	\$0
Commercial Remodel (Addition / Alteration)	2	\$369,800
Various <i>Total</i>	41	\$630,544
Accessory Building	1	\$40,000
City Building / Facility (No Charge Permit for City Project)	0	\$0
Demolition	1	\$4,000
Electrical (including temp power)	4	\$6,100
Fence / Wall (Retaining; Wrought Iron; Chain-Link; Wood; Vinyl)	1	\$15,000
Grading	0	0
Mechanical	12	\$74,571
Miscellaneous	0	\$0
Mobile Home (Conversion to SFR)	0	\$0
Online ¹ (HVAC Only)	6	\$160,805
Patio Cover / Carport	3	\$19,800
Plumbing ²	5	\$161,500
Renewable Energy System ³ (Residential PV)	1	\$29,600
Re-Roof	0	\$0
Service Change ⁴	2	\$4,100
Sign	2	\$8,000
Swimming Pool / Spa	3	\$107,068
Overall Total	43	\$1,000,344

Inspections	
Type	Total
Building (All-Inclusive)	354
Solar (Commercial Grid Only)	1,615
Overall Total	1,969

Notes:

- ¹ 624 Eighth Street (Iss. 05/30/2019; Pd. 06/10/2019)
- ² 901 Adams Boulevard (Iss. 05/28/2019; Pd. 06/10/2019)
- ³ 859 Da Vinci Cove (Iss. 05/22/2019; Pd. 06/05/2019)
- ⁴ 1805 Royal Birkdale Drive (Iss. 05/29/2019; Pd. 06/03/2019)



Permit and Inspection Report

Count Comparisons and Percentage Changes

Permits					
Type	This Month (Jun 2019)	Last Month (May 2019)	This Month Last Year (Jun 2018)	Year to Date (2019)	Last Year to Date (2018)
Residential <i>Total</i>	0	11	4	36	47
SFR (New)	0	4	0	10	25
SFR Remodel (Addition / Alteration)	0	7	4	26	22
Multi-Family Residence (Townhouse / Condo) (New)	0	0	0	0	0
Master Plan Review Only (No Construction of Residence)	0	0	0	0	0
Commercial <i>Total</i>	2	2	6	7	17
Commercial Building (New)	0	0	0	0	3
Commercial Remodel (Addition / Alteration)	2	2	6	7	14
Various <i>Total</i>	41	41	195	226	580
Accessory Building	1	2	1	6	9
City Building / Facility (No Charge Permit for City Project)	0	0	152	2	359
Demolition	1	1	1	3	1
Electrical (including temp power)	4	4	6	17	28
Fence / Wall (Retaining; Wrought Iron; Chain-Link; Wood; Vinyl)	1	0	8	12	22
Grading	0	1	0	2	1
Mechanical	12	12	8	54	72
Miscellaneous	0	0	3	0	9
Mobile Home (Conversion to SFR)	0	0	0	0	0
Online	6	3	not prev. reported	28	not prev. reported
Patio Cover / Carport	3	5	4	21	16
Plumbing	5	9	10	49	55
Renewable Energy System (Residential PV)	1	3	not prev. reported	8	not prev. reported
Re-Roof	0	0	not prev. reported	3	not prev. reported
Service Change	2	0	not prev. reported	8	not prev. reported
Sign	2	0	0	4	1
Swimming Pool / Spa	3	1	2	9	7
Overall Total	43	54	205	269	644

Percent Change - This Month from Last Month **-20.37%**

Percent Change - This Month This Year from This Month Last Year **-79.02%**

Percent Change - This Year to Date from Last Year to Date **-58.23%**

Inspections					
Type	This Month (Jun 2019)	Last Month (May 2019)	This Month Last Year (Jun 2018)	Year to Date (2019)	Last Year to Date (2018)
Building (All-Inclusive)	354	356	431	1,932	2,309
Solar (Commercial Grid Only)	1,615	1,277	6	9,575	6
Overall Total	1,969	1,633	437	11,507	2,315

Percent Change - This Month from Last Month **20.58%**

Percent Change - This Month This Year from This Month Last Year **350.57%**

Percent Change - This Year to Date from Last Year to Date **397.06%**



City of Boulder City
Community Development Department
Building and Safety Division
 401 California Avenue
 Boulder City, NV 89005-2600
 702.293.9282 (Office) 702.293.9392 (Fax)
<http://www.bcnv.org/164/Permit-Inspection-Reports>

Permit and Inspection Report

July 2019

Permits		
Type	Number Issued	Valuation
Residential <i>Total</i>	6	\$1,620,772
SFR (New)	3	\$1,302,747
SFR Remodel (Addition / Alteration) ²	3	\$318,025
Multi-Family Residence (Townhouse / Condo) (New)	0	\$0
Master Plan Review Only (No Construction of Residence)	0	\$0
Commercial <i>Total</i>	2	\$155,000
Commercial Building (New)	0	\$0
Commercial Remodel (Addition / Alteration)	2	\$155,000
Various <i>Total</i>	28	\$197,716
Accessory Building	0	\$0
City Building / Facility (No Charge Permit for City Project)	0	\$0
Demolition	0	\$0
Electrical (including temp power)	2	\$2,000
Fence / Wall (Retaining; Wrought Iron; Chain-Link; Wood; Vinyl)	3	\$13,500
Grading	0	0
Mechanical	5	\$43,047
Miscellaneous	0	\$0
Mobile Home (Conversion to SFR)	1	\$5,000
Online (HVAC - 1; Water Heater - 3 ¹)	4	\$7,732
Patio Cover / Carport	1	\$7,200
Plumbing	4	\$2,100
Renewable Energy System (Residential PV)	5	\$109,937
Re-Roof	0	\$0
Service Change	3	\$7,200
Sign	0	\$0
Swimming Pool / Spa	0	\$0
Overall Total	36	\$1,973,488

Inspections	
Type	Total
Building (All-Inclusive)	373
Solar (Commercial Grid Only)	2,083
Overall Total	2,456

Notes:

- ¹ 701 Capri Drive, Unit 7C (Iss. 06/25/2019; Pd. 07/10/2019)
- ² 1626 Broadmoor Circle (Iss. 03/11/2019; Pd. 07/17/2019)



City of Boulder City
Community Development Department
Building and Safety Division

401 California Avenue
 Boulder City, NV 89005-2600
 702.293.9282 (Office) 702.293.9392 (Fax)
<http://www.bcnv.org/164/Permit-Inspection-Reports>

Permit and Inspection Report

Count Comparisons and Percentage Changes

Permits					
Type	This Month (Jul 2019)	Last Month (Jun 2019)	This Month Last Year (Jul 2018)	Year to Date (2019)	Last Year to Date (2018)
Residential Total	6	0	15	76	62
SFR (New)	3	0	10	32	35
SFR Remodel (Addition / Alteration)	3	0	4	44	26
Multi-Family Residence (Townhouse / Condo) (New)	0	0	0	0	0
Master Plan Review Only (No Construction of Residence)	0	0	1	0	1
Commercial Total	2	2	0	21	17
Commercial Building (New)	0	0	0	5	3
Commercial Remodel (Addition / Alteration)	2	2	0	16	14
Various Total	28	41	74	451	654
Accessory Building	0	1	4	10	13
City Building / Facility (No Charge Permit for City Project)	0	0	38	10	397
Demolition	0	1	0	6	1
Electrical (including temp power)	2	4	5	32	33
Fence / Wall (Retaining; Wrought Iron; Chain-Link; Wood; Vinyl)	3	1	2	29	24
Grading	0	0	2	7	3
Mechanical	5	12	13	91	85
Miscellaneous	0	0	2	0	11
Mobile Home (Conversion to SFR)	1	0	0	1	0
Online	4	6	not prev. reported	65	not prev. reported
Patio Cover / Carport	1	3	3	38	19
Plumbing	4	5	3	79	58
Renewable Energy System (Residential PV)	5	1	not prev. reported	28	not prev. reported
Re-Roof	0	0	not prev. reported	4	not prev. reported
Service Change	3	2	not prev. reported	24	not prev. reported
Sign	0	2	1	9	2
Swimming Pool / Spa	0	3	1	18	8
Overall Total	36	43	89	548	733

Percent Change - This Month from Last Month **-16.28%**

Percent Change - This Month This Year from This Month Last Year **-59.55%**

Percent Change - This Year to Date from Last Year to Date **-25.24%**

Inspections					
Type	This Month (Jul 2019)	Last Month (Jun 2019)	This Month Last Year (Jul 2018)	Year to Date (2019)	Last Year to Date (2018)
Building (All-Inclusive)	373	354	627	4,317	2,936
Solar (Commercial Grid Only)	2,083	1,615	385	12,608	391
Overall Total	2,456	1,969	1,012	16,925	3,327

Percent Change - This Month from Last Month **24.73%**

Percent Change - This Month This Year from This Month Last Year **142.69%**

Percent Change - This Year to Date from Last Year to Date **408.72%**



City of Boulder City
Community Development Department
Building and Safety Division

401 California Avenue
 Boulder City, NV 89005-2600
 702.293.9282 (Office) 702.293.9392 (Fax)
<http://www.bcnv.org/164/Permit-Inspection-Reports>

Permit and Inspection Report
August 2019

Permits		
Type	Number Issued	Valuation
Residential <i>Total</i>	2	\$45,600
SFR (New)	0	\$0
SFR Remodel (Addition / Alteration)	2	\$45,600
Multi-Family Residence (Townhouse / Condo) (New)	0	\$0
Master Plan Review Only (No Construction of Residence)	0	\$0
Commercial <i>Total</i>	3	\$334,980
Commercial Building (New)	0	\$0
Commercial Remodel (Addition / Alteration)	3	\$334,980
Various <i>Total</i>	44	\$791,120
Accessory Building	0	\$0
City Building / Facility (No Charge Permit for City Project)	2	\$160,000
Demolition	0	\$0
Electrical (including temp power) ¹	4	\$9,800
Fence / Wall (Retaining; Wrought Iron; Chain-Link; Wood; Vinyl)	4	\$223,650
Grading	0	0
Mechanical	8	\$61,028
Miscellaneous	0	\$0
Mobile Home (Conversion to SFR)	0	\$0
Online (HVAC - 5; Water Heater - 3 ²)	8	\$40,693
Patio Cover / Carport ³	6	\$51,544
Plumbing	5	\$12,950
Renewable Energy System	0	\$0
Re-Roof	0	\$0
Service Change	1	\$1,200
Sign	2	\$14,500
Swimming Pool / Spa	4	\$215,755
Overall Total	49	\$1,171,700

Inspections	
Type	Total
Building (All-Inclusive)	291
Solar (Commercial Grid Only)	950
Overall Total	1,241

Notes:

- ¹ 1524 Carlsbad Street (Iss. 07/30/2019; Pd. 08/01/2019)
- ² 1675 Boulder City Parkway (Iss. 07/11/2019; Pd. 08/05/2019)
- ³ 874 Shirley Lane (Iss. 07/30/2019; Pd. 08/12/2019)



Permit and Inspection Report

Count Comparisons and Percentage Changes

Permits					
Type	This Month (Aug 2019)	Last Month (Jul 2019)	This Month Last Year (Aug 2018)	Year to Date (2019)	Last Year to Date (2018)
Residential <i>Total</i>	2	6	33	44	95
SFR (New)	0	3	29	13	64
SFR Remodel (Addition / Alteration)	2	3	4	31	30
Multi-Family Residence (Townhouse / Condo) (New)	0	0	0	0	0
Master Plan Review Only (No Construction of Residence)	0	0	0	0	1
Commercial <i>Total</i>	3	2	3	12	20
Commercial Building (New)	0	0	0	0	3
Commercial Remodel (Addition / Alteration)	3	2	3	12	17
Various <i>Total</i>	44	28	40	298	694
Accessory Building	0	0	0	6	13
City Building / Facility (No Charge Permit for City Project)	2	0	9	4	406
Demolition	0	0	1	3	2
Electrical (including temp power)	4	2	2	23	35
Fence / Wall (Retaining; Wrought Iron; Chain-Link; Wood; Vinyl)	4	3	0	19	24
Grading	0	0	0	2	3
Mechanical	8	5	15	67	100
Miscellaneous	0	0	0	0	11
Mobile Home (Conversion to SFR)	0	1	0	1	0
Online	8	4	not prev. reported	40	not prev. reported
Patio Cover / Carport	6	1	2	28	21
Plumbing	5	4	6	58	64
Renewable Energy System (Residential PV)	0	5	2	13	2
Re-Roof	0	0	1	3	1
Service Change	1	3	not prev. reported	12	not prev. reported
Sign	2	0	1	6	3
Swimming Pool / Spa	4	0	1	13	9
Overall Total	49	36	76	354	809

Percent Change - This Month from Last Month **36.11%**

Percent Change - This Month This Year from This Month Last Year **-35.53%**

Percent Change - This Year to Date from Last Year to Date **-56.24%**

Inspections					
Type	This Month (Aug 2019)	Last Month (Jul 2019)	This Month Last Year (Aug 2018)	Year to Date (2019)	Last Year to Date (2018)
Building (All-Inclusive)	291	373	522	2,596	3,458
Solar (Commercial Grid Only)	950	2,083	1,405	12,608	1,796
Overall Total	1,241	2,456	1,927	15,204	5,254

Percent Change - This Month from Last Month **-49.47%**

Percent Change - This Month This Year from This Month Last Year **-35.60%**

Percent Change - This Year to Date from Last Year to Date **189.38%**



City of Boulder City
Community Development Department
Building and Safety Division

401 California Avenue
 Boulder City, NV 89005-2600
 702.293.9282 (Office) 702.293.9392 (Fax)
<http://www.bcnv.org/164/Permit-Inspection-Reports>

Permit and Inspection Report
September 2019

Permits		
Type	Number Issued	Valuation
Residential <i>Total</i>	11	\$3,574,874
SFR (New)	10	\$3,539,874
SFR Remodel (Addition / Alteration)	1	\$35,000
Multi-Family Residence (Townhouse / Condo) (New)	0	\$0
Master Plan Review Only (No Construction of Residence)	0	\$0
Commercial <i>Total</i>	1	\$230,000
Commercial Building (New)	0	\$0
Commercial Remodel (Addition / Alteration)	1	\$230,000
Various <i>Total</i>	34	\$4,809,386
Accessory Building	1	\$17,177
City Building / Facility (No Charge Permit for City Project)	0	\$0
Demolition	1	\$1,000
Electrical ¹	1	\$2,403
Fence / Wall (Retaining; Wrought Iron; Chain-Link; Wood; Vinyl)	4	\$4,584,958
Grading (Residential - 2,093 CY)	1	\$10,000
Mechanical	8	\$64,008
Miscellaneous	0	\$0
Mobile Home (Conversion to SFR)	0	\$0
Online (HVAC - 4; Water Heater - 5 ²)	9	\$26,990
Patio Cover / Carport	2	\$14,250
Plumbing ³	4	\$5,600
Renewable Energy System (Residential PV)	2	\$38,000
Re-Roof	0	\$0
Service Change	0	\$0
Sign	0	\$0
Swimming Pool / Spa	1	\$45,000
Overall Total	46	\$8,614,260

Inspections	
Type	Total
Building (All-Inclusive)	351
Solar (Commercial Grid Only)	0
Overall Total	351

Notes:

- ¹ 1556 Georgia Avenue (Iss. 08/12/2019; Pd. 09/09/2019)
- ² 1311 Darlene Way, Unit D (Iss. 08/21/2019; Pd. 09/11/2019)
- ³ 1555 Sandra Drive (Iss. 08/29/2019; Pd. 09/03/2019)



Permit and Inspection Report

Count Comparisons and Percentage Changes

Permits					
Type	This Month (Sep 2019)	Last Month (Aug 2019)	This Month Last Year (Sep 2018)	Year to Date (2019)	Last Year to Date (2018)
Residential <i>Total</i>	11	2	10	55	105
SFR (New)	10	0	5	23	69
SFR Remodel (Addition / Alteration)	1	2	5	32	35
Multi-Family Residence (Townhouse / Condo) (New)	0	0	0	0	0
Master Plan Review Only (No Construction of Residence)	0	0	0	0	1
Commercial <i>Total</i>	1	3	1	13	21
Commercial Building (New)	0	0	0	0	3
Commercial Remodel (Addition / Alteration)	1	3	1	13	18
Various <i>Total</i>	34	44	29	332	723
Accessory Building	1	0	1	7	14
City Building / Facility (No Charge Permit for City Project)	0	2	1	4	407
Demolition	1	0	1	4	3
Electrical (including temp power)	1	4	5	24	40
Fence / Wall (Retaining; Wrought Iron; Chain-Link; Wood; Vinyl)	4	4	6	23	30
Grading	1	0	0	3	3
Mechanical	8	8	5	75	105
Miscellaneous	0	0	2	0	13
Mobile Home (Conversion to SFR)	0	0	0	1	0
Online	9	8	not prev. reported	49	not prev. reported
Patio Cover / Carport	2	6	3	30	24
Plumbing	4	5	4	62	68
Renewable Energy System (Residential PV)	2	0	not prev. reported	15	2
Re-Roof	0	0	not prev. reported	3	1
Service Change	0	1	not prev. reported	12	not prev. reported
Sign	0	2	0	6	3
Swimming Pool / Spa	1	4	1	14	10
Overall Total	46	49	40	400	849

Percent Change - This Month from Last Month **-6.12%**

Percent Change - This Month This Year from This Month Last Year **15.00%**

Percent Change - This Year to Date from Last Year to Date **-52.89%**

Inspections					
Type	This Month (Sep 2019)	Last Month (Aug 2019)	This Month Last Year (Sep 2018)	Year to Date (2019)	Last Year to Date (2018)
Building (All-Inclusive)	351	291	601	2,947	4,059
Solar (Commercial Grid Only)	0	950	1,358	12,608	3,154
Overall Total	351	1,241	1,959	15,555	7,213

Percent Change - This Month from Last Month **-71.72%**

Percent Change - This Month This Year from This Month Last Year **-82.08%**

Percent Change - This Year to Date from Last Year to Date **115.65%**



City of Boulder City
Community Development Department
Building and Safety Division

401 California Avenue
 Boulder City, NV 89005-2600
 702.293.9282 (Office) 702.293.9392 (Fax)
<http://www.bcnv.org/164/Permit-Inspection-Reports>

Permit and Inspection Report
October 2019

Permits		
Type	Number Issued	Valuation
Residential <i>Total</i>	6	\$1,155,649
SFR (New)	3	\$1,124,949
SFR Remodel (Addition / Alteration)	3	\$30,700
Multi-Family Residence (Townhouse / Condo) (New)	0	\$0
Master Plan Review Only (No Construction of Residence)	0	\$0
Commercial <i>Total</i>	3	\$650,000
Commercial Building (New - Foundation Only)	1	\$200,000
Commercial Remodel (Addition / Alteration)	2	\$450,000
Various <i>Total</i>	51	\$16,431,065
Accessory Building	2	\$61,650
City Building / Facility (No Charge Permit for City Project)	1	\$9,800
Demolition (Interior - 1; Carport - 1)	2	\$35,500
Electrical (including 2 temp power permits)	3	\$1,400
Fence / Wall (Retaining; Wrought Iron; Chain-Link; Wood; Vinyl)	3	\$33,000
Grading ¹	2	\$16,000,000
Mechanical ²	11	\$83,862
Miscellaneous	0	\$0
Mobile Home (Conversion to SFR)	0	\$0
Online (HVAC - 2; Water Heater - 4)	6	\$10,657
Patio Cover / Carport ³	2	\$13,300
Plumbing	9	\$44,546
Renewable Energy System (Residential PV)	4	\$112,813
Re-Roof	1	\$15,918
Service Change	5	\$8,619
Sign	0	\$0
Swimming Pool / Spa	0	\$0
Overall Total	60	\$18,236,714

Inspections	
Type	Total
Building (All-Inclusive)	476
Solar (Commercial Grid Only)	0
Overall Total	476

Notes:

- ¹ Commercial solar grading projects of 160 and 164 acres; each project was valued at \$8,000,000
- ² 501 Hotel Plaza, Suite A (Iss. 09/19/2019; Pd. 10/17/2019); 1518 Irene Drive (Iss. 09/04/2019; Pd. 10/28/2019)
- ³ 612 Otono Drive (Iss. 09/25/2019; Pd. 10/15/2019)



Permit and Inspection Report

Count Comparisons and Percentage Changes

Permits					
Type	This Month (Oct 2019)	Last Month (Sep 2019)	This Month Last Year (Oct 2018)	Year to Date (2019)	Last Year to Date (2018)
Residential <i>Total</i>	6	11	15	61	120
SFR (New)	3	10	5	26	74
SFR Remodel (Addition / Alteration)	3	1	10	35	45
Multi-Family Residence (Townhouse / Condo) (New)	0	0	0	0	0
Master Plan Review Only (No Construction of Residence)	0	0	0	0	1
Commercial <i>Total</i>	3	1	2	16	23
Commercial Building (New)	1	0	1	1	4
Commercial Remodel (Addition / Alteration)	2	1	1	15	19
Various <i>Total</i>	51	34	128	383	851
Accessory Building	2	1	1	9	15
City Building / Facility (No Charge Permit for City Project)	1	0	84	5	491
Demolition	2	1	0	6	3
Electrical (including temp power)	3	1	8	27	48
Fence / Wall (Retaining; Wrought Iron; Chain-Link; Wood; Vinyl)	3	4	4	26	34
Grading	2	1	1	5	4
Mechanical	11	8	12	86	117
Miscellaneous	0	0	0	0	15
Mobile Home (Conversion to SFR)	0	0	0	1	0
Online	6	9	not prev. reported	55	not prev. reported
Patio Cover / Carport	2	2	2	32	26
Plumbing	9	4	12	71	80
Renewable Energy System (Residential PV)	4	2	1	19	2
Re-Roof	1	0	1	4	1
Service Change	5	0	not prev. reported	17	not prev. reported
Sign	0	0	0	6	3
Swimming Pool / Spa	0	1	2	14	12
Overall Total	60	46	145	460	994

Percent Change - This Month from Last Month **30.43%**

Percent Change - This Month This Year from This Month Last Year **-58.62%**

Percent Change - This Year to Date from Last Year to Date **-53.72%**

Inspections					
Type	This Month (Oct 2019)	Last Month (Sep 2019)	This Month Last Year (Oct 2018)	Year to Date (2019)	Last Year to Date (2018)
Building (All-Inclusive)	476	351	642	3,423	4,701
Solar (Commercial Grid Only)	0	0	1,892	12,608	5,176
Overall Total	476	351	2,534	16,031	9,877

Percent Change - This Month from Last Month **35.61%**

Percent Change - This Month This Year from This Month Last Year **-81.22%**

Percent Change - This Year to Date from Last Year to Date **62.31%**



City of Boulder City
Community Development Department
Building and Safety Division
 401 California Avenue
 Boulder City, NV 89005-2600
 702.293.9282 (Office) 702.293.9392 (Fax)
<http://www.bcnv.org/164/Permit-Inspection-Reports>

Permit and Inspection Report November 2019

Permits		
Type	Number Issued	Valuation
Residential <i>Total</i>	8	\$1,404,996
SFR (New) ¹	3	\$841,184
SFR Remodel (Addition / Alteration)	5	\$563,812
Multi-Family Residence (Townhouse / Condo) (New)	0	\$0
Master Plan Review Only (No Construction of Residence)	0	\$0
Commercial <i>Total</i>	2	\$1,063,500
Commercial Building (New)	1	\$1,050,000
Commercial Remodel (Addition / Alteration)	1	\$13,500
Various <i>Total</i>	36	\$388,205
Accessory Building	0	\$0
City Building / Facility (No Charge Permit for City Project)	0	\$0
Demolition	0	\$0
Electrical	4	\$8,300
Fence / Wall (Retaining; Wrought Iron; Chain-Link; Wood; Vinyl) ²	1	\$8,000
Grading	0	0
Mechanical	0	\$0
Miscellaneous	0	\$0
Mobile Home (Conversion to SFR)	0	\$0
Online (HVAC - 4; Water Heater - 4)	8	\$25,300
Patio Cover / Carport	3	\$21,000
Plumbing	6	\$10,350
Renewable Energy System (Residential PV)	6	\$174,465
Re-Roof	0	\$0
Service Change (Same-for-Same - 2; Upgrade - 1)	3	\$5,100
Sign	2	\$9,150
Swimming Pool / Spa	3	\$126,540
Overall Total	46	\$2,856,701

Inspections	
Type	Total
Building (All-Inclusive)	415
Solar (Commercial Grid Only)	0
Overall Total	415

Notes:

¹ 1506 Bryce Canyon Street (Iss. 10/23/2019; Revised 11/04/2019; Pd. 11/07/2019)

² 396 Arizona Street (Iss. 10/23/2019; Pd. 11/13/2019)



City of Boulder City
Community Development Department
Building and Safety Division

401 California Avenue
 Boulder City, NV 89005-2600
 702.293.9282 (Office) 702.293.9392 (Fax)
<http://www.bcnv.org/164/Permit-Inspection-Reports>

Permit and Inspection Report

Count Comparisons and Percentage Changes

Permits					
Type	This Month (Nov 2019)	Last Month (Oct 2019)	This Month Last Year (Nov 2018)	Year to Date (2019)	Last Year to Date (2018)
Residential <i>Total</i>	8	6	3	69	123
SFR (New)	3	3	1	29	75
SFR Remodel (Addition / Alteration)	5	3	2	40	47
Multi-Family Residence (Townhouse / Condo) (New)	0	0	0	0	0
Master Plan Review Only (No Construction of Residence)	0	0	0	0	1
Commercial <i>Total</i>	2	3	0	18	23
Commercial Building (New)	1	1	0	2	4
Commercial Remodel (Addition / Alteration)	1	2	0	16	19
Various <i>Total</i>	36	51	85	419	936
Accessory Building	0	2	1	9	16
City Building / Facility (No Charge Permit for City Project)	0	1	60	5	551
Demolition	0	2	0	6	3
Electrical (including temp power)	4	3	4	31	52
Fence / Wall (Retaining; Wrought Iron; Chain-Link; Wood; Vinyl)	1	3	4	27	38
Grading	0	2	0	5	4
Mechanical	0	11	3	86	120
Miscellaneous	0	0	0	0	18
Mobile Home (Conversion to SFR)	0	0	0	1	0
Online	8	6	not prev. reported	63	not prev. reported
Patio Cover / Carport	3	2	6	35	32
Plumbing	6	9	5	77	85
Renewable Energy System (Residential PV)	6	4	not prev. reported	25	not prev. reported
Re-Roof	0	1	not prev. reported	4	not prev. reported
Service Change	3	5	not prev. reported	20	not prev. reported
Sign	2	0	1	8	4
Swimming Pool / Spa	3	0	1	17	13
Overall Total	46	60	88	506	1,082

Percent Change - This Month from Last Month **-23.33%**

Percent Change - This Month This Year from This Month Last Year **-47.73%**

Percent Change - This Year to Date from Last Year to Date **-53.23%**

Inspections					
Type	This Month (Nov 2019)	Last Month (Oct 2019)	This Month Last Year (Nov 2018)	Year to Date (2019)	Last Year to Date (2018)
Building (All-Inclusive)	415	476	693	3,838	5,394
Solar (Commercial Grid Only)	0	0	724	12,608	5,770
Overall Total	415	476	1,417	16,446	11,164

Percent Change - This Month from Last Month **-12.82%**

Percent Change - This Month This Year from This Month Last Year **-70.71%**

Percent Change - This Year to Date from Last Year to Date **47.31%**



City of Boulder City
Community Development Department
Building and Safety Division
 401 California Avenue
 Boulder City, NV 89005-2600
 702.293.9282 (Office) 702.293.9392 (Fax)
<http://www.bcnv.org/164/Permit-Inspection-Reports>

Permit and Inspection Report


December 2019

Permits		
Type	Number Issued	Valuation
Residential <i>Total</i>	7	\$1,147,633
SFR (New)	3	\$948,868
SFR Remodel (Addition / Alteration) ¹	4	\$198,765
Multi-Family Residence (Townhouse / Condo) (New)	0	\$0
Master Plan Review Only (No Construction of Residence)	0	\$0
Commercial <i>Total</i>	3	\$1,018,125
Commercial Building (New)	3	\$1,018,125
Commercial Remodel (Addition / Alteration)	0	\$0
Various <i>Total</i>	32	\$1,237,250
Accessory Building	1	\$9,500
City Building / Facility (No Charge Permit for City Project)	5	\$86,355
Demolition	0	\$0
Electrical (including temp power)	1	\$8,500
Fence / Wall (Retaining; Wrought Iron; Chain-Link; Wood; Vinyl) ²	2	\$8,475
Grading (Residential - 2,400 CY ³ ; Commercial for PV - 310 Acres)	2	2710
Mechanical	5	\$38,149
Miscellaneous	0	\$0
Mobile Home (Conversion to SFR)	0	\$0
Online (HVAC - 1; Water Heater - 1)	2	\$9,451
Patio Cover / Carport ⁴	3	\$256,824
Plumbing	2	\$17,289
Renewable Energy System (Residential - 1 & Commercial PV - 2)	3	\$586,307
Re-Roof	0	\$0
Service Change (Same-for-Same - 3 & Upgrade Residential - 1)	4	\$10,000
Sign ⁵	1	\$3,690
Swimming Pool / Spa	1	\$200,000
Overall Total	42	\$3,403,008

Inspections	
Type	Total
Building (All-Inclusive)	479
Solar (Commercial Grid Only)	0
Overall Total	479

Notes:

- ¹ 1429 Bronco Road (Iss. 11/26/2019; Pd. 12/02/2019)
- ² 1569 Bermuda Dunes Drive (Iss. 11/25/2019; Pd. 12/02/2019)
- ³ 701 Park Place (Iss. 11/25/2019; Pd. 12/04/2019)
- ⁴ 901 Adams Boulevard (Iss. 11/13/2019; Pd. 12/10/2019)
- ⁵ 1600 Boulder City Parkway (Iss. 10/28/2019; Pd. 12/03/2019)



Permit and Inspection Report

Count Comparisons and Percentage Changes

Permits					
Type	This Month (Dec 2019)	Last Month (Nov 2019)	This Month Last Year (Dec 2018)	Year to Date (2019)	Last Year to Date (2018)
Residential <i>Total</i>	7	8	4	76	127
SFR (New)	3	3	0	32	75
SFR Remodel (Addition / Alteration)	4	5	4	44	51
Multi-Family Residence (Townhouse / Condo) (New)	0	0	0	0	0
Master Plan Review Only (No Construction of Residence)	0	0	0	0	1
Commercial <i>Total</i>	3	2	0	21	23
Commercial Building (New)	3	1	0	5	4
Commercial Remodel (Addition / Alteration)	0	1	0	16	19
Various <i>Total</i>	32	36	37	451	973
Accessory Building	1	0	0	10	16
City Building / Facility (No Charge Permit for City Project)	5	0	10	10	561
Demolition	0	0	0	6	3
Electrical (including temp power)	1	4	1	32	53
Fence / Wall (Retaining; Wrought Iron; Chain-Link; Wood; Vinyl)	2	1	1	29	39
Grading	2	0	0	7	4
Mechanical	5	0	8	91	128
Miscellaneous	0	0	0	0	23
Mobile Home (Conversion to SFR)	0	0	0	1	0
Online	2	8	not prev. reported	65	not prev. reported
Patio Cover / Carport	3	3	1	38	33
Plumbing	2	6	8	79	93
Renewable Energy System (Residential & Commercial PV)	3	6	5	28	not prev. reported
Re-Roof	0	0	not prev. reported	4	not prev. reported
Service Change	4	3	not prev. reported	24	not prev. reported
Sign	1	2	2	9	6
Swimming Pool / Spa	1	3	1	18	14
Overall Total	42	46	41	548	1,123

Percent Change - This Month from Last Month **-8.70%**

Percent Change - This Month This Year from This Month Last Year **2.44%**

Percent Change - This Year to Date from Last Year to Date **-51.20%**

Inspections					
Type	This Month (Dec 2019)	Last Month (Nov 2019)	This Month Last Year (Dec 2018)	Year to Date (2019)	Last Year to Date (2018)
Building (All-Inclusive)	479	415	675	4,317	6,069
Solar (Commercial Grid Only)	0	0	692	12,608	6,462
Overall Total	479	415	1,367	16,925	12,531

Percent Change - This Month from Last Month **15.42%**

Percent Change - This Month This Year from This Month Last Year **-64.96%**

Percent Change - This Year to Date from Last Year to Date **35.07%**