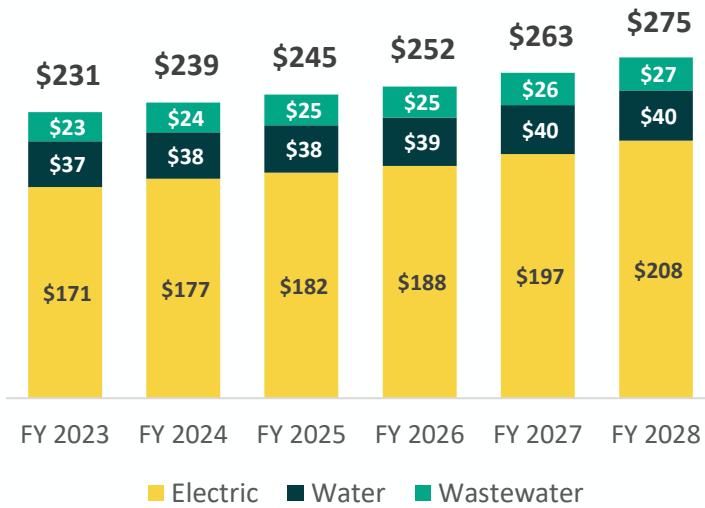


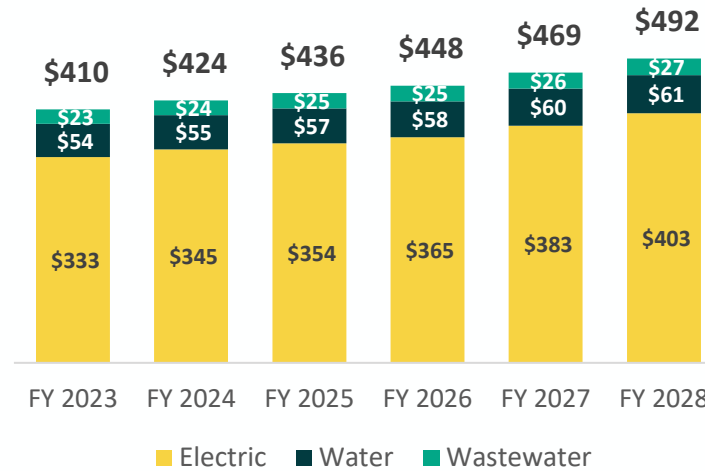
# Example Monthly Bill Impacts (\$0.0624/kWh Energy Charge)

## Commercial

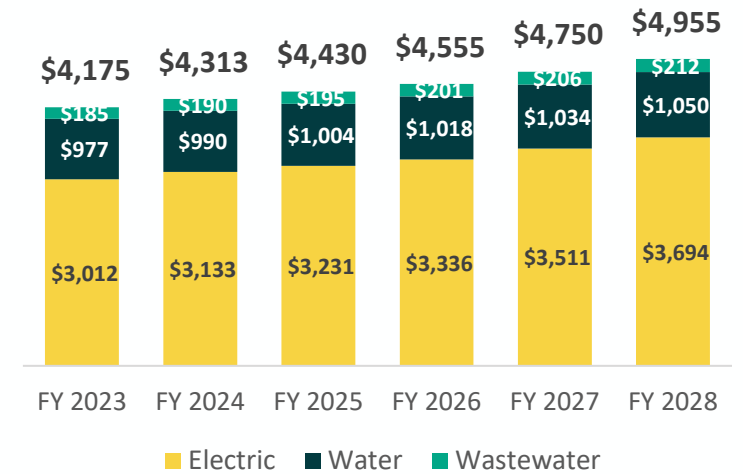
### Small Commercial



### Average Commercial



### Large Commercial



#### <300 kW, <1" Meter

1,500 kWh, 7 kW, 5,000 gal usage

FY 24 Monthly Impact: \$8 / 3%

5-Year Avg Monthly Impact: \$9 / 4%

#### <300 kW, <1" Meter

3,000 kWh, 12 kW, 11,000 gal usage

FY 24 Monthly Impact: \$14 / 4%

5-Year Avg Monthly Impact: \$16 / 4%

#### <300 kW, 4" Meter

24,000 kWh, 83 kW, 100,000 gal usage

FY 24 Monthly Impact: \$138 / 3%

5-Year Avg Monthly Impact: \$156 / 3%